

COMPACT EXCAVATORS
6 – 10 METRIC TON

DOOSAN[®]



	Operating Weight	Rated Power Gross hp (kW) @ rpm	
DX63	13,779 lb. (6250 kg)	59 hp	(44 kW)
DX85R	18,960 lb. (8600 kg)	59 hp	(44 kW)

WHEN YOU CHOOSE DOOSAN

as your heavy equipment brand, you'll have the backing of a strong, global organization – with benefits that extend far beyond the capabilities of a new machine.



The background of the entire page is a close-up, high-contrast photograph of a metal grille, likely from a Doosan excavator. The grille has a hexagonal mesh pattern. In the lower-left foreground, the letters 'DOOSAN' are prominently displayed in a large, three-dimensional, metallic font. The letters are slightly out of focus, with the 'D' and 'S' being more visible than the 'A' and 'N'. The lighting creates strong highlights and shadows on the grille and the letters, emphasizing their texture and form.

STRONG BRAND

Doosan began in 1896. Its heritage in excavators goes back to 1978. Wheel loader production began in 1992, while the company's first articulated dump truck was designed in 1972. Throughout its years in the heavy equipment industry, Doosan has listened to its North American customers, making many improvements – and developing new machines – as a result of feedback from owners and operators. From 2005 to 2015, Doosan grew from its position as the seventh-largest construction equipment manufacturer in the world to the fifth-largest.

STRONG DEALERS

Doosan serves you in partnership with its dealers – and similarly, your Doosan dealer is intended to be a trusted partner for you. Whether it's Doosan® parts, authorized service and maintenance, or even advice on how to get more value from your machine, Doosan dealers are behind you on every job.

STRONG EQUIPMENT

Doosan products are known for reliably exceeding customers' most demanding expectations. It's why we're one of the fastest-growing heavy equipment brands in North America. Doosan offers crawler excavators, wheel excavators, compact excavators, wheel loaders, articulated dump trucks, log loaders, material handlers and a variety of job-matched attachments – all designed to perform in the most difficult working conditions.

STRONG NORTH AMERICAN OPERATIONS

Doosan has a solid infrastructure to support your equipment from coast to coast. It includes parts distribution in Illinois and Ontario; service training, product management, sales and marketing support in Georgia; sales training and The Real Operation Center (ROC) customer experience facility in Arizona; plus attachment design and development in Minnesota.

STRONG WARRANTY

Customers choose the months and hours of coverage in their transferable warranty. Options include a standard warranty of 12 months or up to 1,500 hours (depending on the machine), or up to the five-year, 7,500-hour Elite Assurance™ coverage for the powertrain only, the powertrain plus hydraulics or the full machine.

PERFORMANCE

With a closed center valve, piston pump, load-sensing hydraulics and cushioned cylinders, Doosan compact excavators are packed with high-end hydraulic components that deliver the performance you need for difficult work. What do you need? Predictability? Speed? Precise control? Doosan delivers it all, providing the optimal balance between engine horsepower and hydraulic force to get the job done efficiently.

Powerful Performance

Efficient torque-limiting piston pumps respond to load demands, delivering arm and bucket forces that meet the challenge of your most difficult jobs.

Smooth, Predictable Work Group

Doosan control valves provide smooth, predictable work group control, giving you precise movement that comes in handy during work in close quarters.

Don't sacrifice speed to get smoother operation. Doosan excavators deliver both. A unique control valve system and cushioned cylinders provide ample, consistent oil flow for the job for fast cycle times and a smooth, agile response to your commands.

Faster Cycle Times

When you're digging, dumping spoil into trucks or placing boulders the difference is clear. Doosan compact excavators get the job done faster. With cylinders sized precisely to match pump capacities, Doosan excavators always achieve best-in-class cycle times.

Fingertip Boom Swing Control

Doosan fingertip boom swing control gives you the ease of operation that makes fine movements effortless, giving you a better work result and greater comfort throughout the day's work.



Better Metering and Multifunction Operation

A simple thumb switch on the left joystick – not foot pedals – controls your swing. Not only is this style of control more comfortable to use, but it also brings better metering and improved multifunctioning to the job.

Strong, Well-Designed Work Group

The Doosan work group is built tough to ensure a long, productive life for your machine and require less routine maintenance. It's also designed with room for the addition of secondary auxiliary hydraulics. If you need them, you can install a second auxiliary hydraulics option with less effort and lower cost.

In-Track Swing Frame

The Doosan in-track swing frame design gives you the opportunity to get closer to your work when you're offset digging. Bring the excavator flush against a structure or obstacle. The swing castings and cylinders are positioned within track width, making it impossible to damage these components in tight areas while protecting structures and obstacles from damage as well.





With quick cycle times, efficient designs and plenty of power, you'll fit more work into fewer hours with a Doosan excavator.



Visibility Advantages

In an excavator, the operator sits to the side of the boom for a clear view of the bucket or attachment. Get used to leaning around the boom to see properly on a TLB.

Better Than a Tractor Loader Backhoe (TLB)

Compact excavators often outwork larger TLBs that appear more powerful on paper. Where a TLB has a limited swing of 180 degrees, the house of your compact excavator swings 360 degrees, continuously rotating for faster and more flexible spoil placement, better visibility and less repositioning on tight-fitting jobs.

Track Advantages

A tracked undercarriage gives you superior flotation and traction on sensitive or soft surfaces that would stop a TLB. Less ground disturbance also cuts down on time-eating, profit-reducing repairs to driveways or finished landscaping.

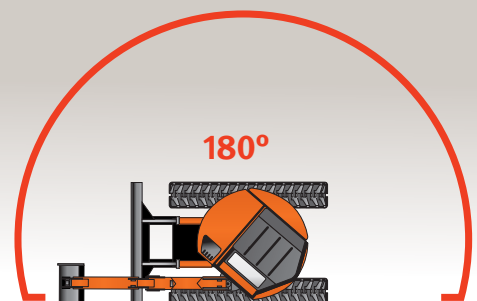
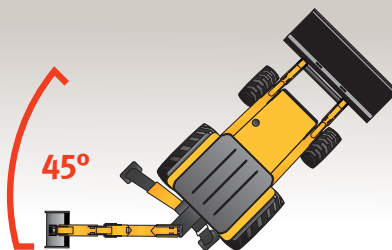
Cost Advantages

Compact excavators offer better fuel economy and lower costs overall, and still provide the performance you demand for the job. Doosan excavators achieve more with smaller displacement engines, boosting productivity while using up to 40 percent less fuel over the course of an entire day's work.

Swinging Against Obstacles

A tractor loader backhoe is often limited to just 45 degrees of work group movement when you're up against an obstacle. With 180 degrees of movement, the excavator provides more freedom for placing spoil or loading trucks.

An independent boom swing enables offset digging – for square holes or digging around buried utilities – without repositioning. That's virtually impossible in a TLB.






Tier 4 (T4) Compliant

Optimized to provide the ultimate in power delivery and fuel economy, Doosan compact excavators feature T4 compliant engines to reduce air pollution.

Exhaust Gas Recirculation (EGR)

EGR recycles a portion of the engine exhaust to reduce oxygen and lower the temperature in the combustion chamber. This greatly reduces nitrous oxide (N₂O) emissions.



Diesel Oxidation Catalyst (DOC)

Using DOC technology, particulate matter (PM) emissions are transformed into harmless water and carbon dioxide.

Diesel Particulate Filter (DPF)

Exhaust enters the DPF where it's filtered further. The result is cleaner diesel exhaust and a healthier environment.

Regeneration

The DPF requires continuous regeneration to filter exhaust properly. Passive regeneration occurs with exhaust heat only. An active regeneration initiates automatically if the ECU detects certain levels of particulate matter in the DPF. It does not interfere with normal machine operation. If required, manual regeneration can be initiated by the operator.



Auto Idle

To reduce noise, improve jobsite communications and save fuel, the standard auto idle feature idles your engine automatically when machine functions are not used for a few seconds. When you move the controls, the excavator automatically returns to your previous throttle setting.

Auto Downshift

When turning, pushing and maneuvering, auto downshift reduces the hydraulic flow – so the machine doesn't bog down during travel. When the load decreases, the excavator automatically shifts back into high range.

Backfill Blade

The versatile backfill blade levels, backfills, grades or pushes material with ease. A high-strength, reversible cutting edge provides a long working life and lower operating costs. Just turn it over and reinstall for minimal downtime when you need a fresh edge. Controls include a convenient blade float feature.

DURABILITY / RELIABILITY

Your reputation depends on a reliable, durable machine, and Doosan excavators are designed to be ready when you are. They're protected with solid construction and smart design you can see. They're loaded with heavy-duty features that keep you running longer in the field — so you spend less time in the shop and more time making money.

Integrated Slew Brakes

This feature gives you infinite brake positioning for easier trailer loading and positioning.

On-Board Diagnostics

Efficiently troubleshoot problems in the field and prevent downtime before it occurs.

Automatic Glow Plugs

Automatic glow plugs warm the fuel mixture for faster starting in cold weather. They also ease wear and tear on your engine and starter.

Extended Service Intervals

Polymer shims and a unique bushing design at the boom, arm and bucket extend your greasing intervals to 250 hours!



Easy Machine Tie-Down

Stop searching for difficult-to-reach tie-downs. Secure your excavator fast and maximize your time getting on and off the worksite.





Tough Hoses and Smart Routing

Doosan steel hydraulic lines stand up to difficult work better than rubber hoses. They're routed through the lower portion of the boom swing casting and securely through the top part of the boom structure — where they're best protected from wear, tear and damage on the job.



COMFORT

A deluxe, adjustable seat with numerous perks and comfort features ensures that operators stay productive and push performance to the limit in Doosan excavators. Easy to enter, exit and work in, Doosan cabins give you great visibility and remarkable standard features that bring superior comfort and better productivity.



Large Cab

Doosan gives you more comfort for long hours of operation. Adjustable arm rests move precisely where you're most comfortable. Lockable storage keeps your personal items secure and out of the way.

Quiet Operator Environment

The quiet Doosan engine, along with its solid construction and use of innovative, noise-reducing materials, make the job more enjoyable every day. Auto idle makes it even easier to be heard or to hear your co-workers by idling the engine automatically after four seconds.

Flexible Controls

Select an ISO or BHL control pattern. To make grading, leveling and backfilling as easy as possible, the blade float feature puts consistent down-pressure on the blade to follow the contours of the ground without operator input.



Automotive-Style Heat and Air Conditioning

Fight extreme weather and stay comfortable all year long with high capacity heating and cooling vents and easy-to-control temperature. Automatic temperature control senses and adjusts to the temperature setting. A memory function returns it to your preferred temperature if you shut the machine off and restart later.

Adjustable Comfort

The standard suspension seat has multiple adjustment points, allowing you to select the most comfortable position.

- A** Control Stand/Seat Base Fore/Aft
- B** Seat Height
- C** Seat Suspension
- D** Seat Fore/Aft
- E** Seat Cushion Angle
- F** Seat Cushion Fore/Aft
- G** Arm Rest Angle
- H** Headrest Fore/Aft & Up/Down
- I** Seat Heat
- J** Lumbar Support
- K** Back Recline
- Seat Back Pocket (not shown)



Standard Radio

Doosan compact excavators are equipped with a radio and an audio input jack that's ready for your MP3 player or other device.

EASY MAINTENANCE


Even the best equipment needs regular maintenance. Doosan makes it easy to care for your excavator with onboard diagnostic systems and easy component access, plus a fleet management system that comes standard. If you want a machine that lasts, with minimal effort, Doosan delivers everything you need.

Easy Component Access

Easy-to-find access panels open from the sides of the excavator.

Battery Disconnect Switch

Convenient battery disconnect completely disables your battery connection, protecting the battery life during extended storage periods. It can also provide an added measure of security on the jobsite after working hours.



Run more and service less. See more Doosan ease-of-maintenance features at DoosanEquipment.com



LCD Self-Diagnostics

An LCD monitor helps you track critical systems in real time and access historical machine alerts from within the cabin.

Centralized Boom Swing Cylinder Greasing

Daily maintenance is critical — and it's simple with the centralized grease banks on the arm and base of the boom.



Color-Coded, Labeled Wiring

Wiring in the machine is labeled for easy service, fast troubleshooting and simple installation of electronic accessories — like the rotating beacon.

VERSATILITY

Doosan excavators are made to do more because they are optimized for attachment versatility. Attachments designed for its operating weight can be matched to your excavator and you can easily increase your utilization.



Auxiliary Hydraulic Lines

Auxiliary hydraulics are configured with flush face couplers to make quick, easy hose connections when using hydraulic attachments.



Clamp Ready

Durable clamp mounts are integrated into the arm. There's no welding required to add a clamp.



Fingertip Controls

Auxiliary hydraulic controls are fingertip controlled to deliver precise positioning and easy operation. Variable flow and detent provide more functionality for using different attachments.

Attachment Ready

Doosan compact excavators provide immediate multi-attachment functionality without additional installations or modification. Take on different jobs and expand your investment by doing more with your machine.



Optional Quick Couplers

Available pin-grabber or wedge-lock style quick couplers increase your machine's versatility and improve your productivity when your work includes switching attachments.



General

— STANDARD CONFIGURATION —

	UNIT	DX63-3	DX85R-3
ENGINE			
MODEL		Yanmar 4TNV98C	Yanmar 4TNV98C
NUMBER OF CYLINDERS		4	4
RATED POWER GROSS (HP PER SAE J1995)	hp (kW) @ rpm	59.4 (44.3) @ 2100	59.4 (44.3) @ 2100
RATED POWER NET (HP PER SAE J1349) NET	hp (kW) @ rpm	58.6 (43.7) @ 2100	58.6 (43.7) @ 2100
MAXIMUM TORQUE (GROSS) (SAE J1995)	ft.-lb. (Nm) @ rpm	178 (241) @ 1365	178 (241) @ 1365
PISTON DISPLACEMENT	in. ³ (cc)	203 (3319)	203 (3319)
BORE AND STROKE	in. x in. (mm x mm)	3.9" x 4.3" (98 x 110)	3.9" x 4.3" (98 x 110)
STARTER	V, kW	12 V, 3.0 kW	12 V, 3.0 kW
BATTERIES	V, AH	12 V, 100AH	12 V, 100AH
AIR CLEANER		Double Element	Double Element
HYDRAULICS			
MAIN PUMPS	gpm (L/min.)	35 (132)	40 (151)
PILOT PUMP Gear design	gpm (L/min.)	N/A	6.1 (23.1)
RELIEF PRESSURE (NORMAL)	psi (kg/cm ²)	3627 (255)	4267 (300)
MAXIMUM SYSTEM PRESSURE			
BOOM/ARM/BUCKET (NORMAL MODE)	psi (kg/cm ²)	3627 (255)	4267 (300)
TRAVEL (NORMAL MODE)	psi (kg/cm ²)	3627 (255)	4267 (300)
SWING (NORMAL MODE)	psi (kg/cm ²)	3627 (255)	4267 (300)
UNDERCARRIAGE			
UPPER ROLLERS		1	1
LOWER ROLLERS		5	5
NUMBER OF SHOES (LINKS PER SIDE)		39	39
TOTAL LENGTH OF TRACK	ft.-in. (mm)	8' 2" (2500)	9' 3" (2825)
ENVIRONMENT			
SOUND LEVEL (2000/14/EC)	dB(A)	98	98
CABIN SOUND LEVEL (ISO 6396)	dB(A)	74	71
SWING MECHANISM			
SWING SPEED	rpm	9.4	9.5
SWING TORQUE	lbf.-ft. (kgf-m)	9526 (1317)	14,104 (1950)
DRIVE SYSTEM			
TRAVEL SPEED [LOW - HIGH]	mph (km/h)	1.7 - 2.7 (2.7 - 4.4)	1.7 - 2.9 (2.7 - 4.7)
DRAWBAR PULL	lb. (kg)	12,346 (5600)	14,551 (6600)
MAXIMUM GRADE	% (°)	58%	58%
REFILL CAPACITIES			
FUEL TANK	gal. (L)	20.6 (78)	29.1 (110)
COOLING SYSTEM (RADIATOR CAPACITY)	gal. (L)	2.6 (10)	2.6 (10)
ENGINE OIL	gal. (L)	2.7 (10.2)	2.7 (10.2)
FINAL DRIVE (EACH SIDE)	gal. (L)	0.4 (1.4)	0.3 (1.2)
HYDRAULIC SYSTEM	gal. (L)	29.3 (111)	39.1 (148)
HYDRAULIC TANK (LEVEL)	gal. (L)	17.2 (65)	23 (87)

NOTE - Where applicable, dimensions are in accordance with Society of Automotive Engineers (SAE) and ISO standards. Specifications and design are subject to change without notice. Pictures of Doosan excavators may show other than standard equipment. All dimensions are shown in inches. Respective metric dimensions are enclosed by parentheses. Doosan Construction Equipment is manufactured with a Quality Management System that is in compliance with ISO 9001:2008.

All dimensions are given for Doosan excavators equipped with standard tracks.

Weight

	UNIT	DX63-3	DX85R-3
CATEGORY			
BOOM	ft.-in. (mm)	9' 6" (2900)	11' 1" (3380)
ARM	ft.-in. (mm)	6' 3" (1900)	7' 5" (2250)
BUCKET	yd ³ (m ³)	0.24 (0.18)	0.37 (0.28)
DOZER BLADE WIDTH	ft.-in. (mm)	6' 6" (1980)	7' 7" (2300)
DIMENSIONS			
RUBBER TRACK WIDTH - 15.75" (400 mm) OPERATING WEIGHT GROUND PRESSURE	lb. (kg) psi (kgf/cm ²)	13,779 (6250)* 5.1 (0.36)	
STEEL TRACK WIDTH - 15.75" (400 mm) OPERATING WEIGHT GROUND PRESSURE	lb. (kg) psi (kgf/cm ²)	14,043 (6370) 5.1 (0.36)	
RUBBER TRACK WIDTH - 17.7" (450 mm) OPERATING WEIGHT GROUND PRESSURE	lb. (kg) psi (kgf/cm ²)		18,960 (8600)* 5.5 (0.39)
STEEL TRACK WIDTH - 17.7" (450 mm) OPERATING WEIGHT GROUND PRESSURE	lb. (kg) psi (kgf/cm ²)		19,026 (8630) 5.5 (0.39)

* = Standard Track

Hydraulic Cylinders

	UNIT	DX63-3	DX85R-3
BOOM (1)			
BORE x ROD DIAMETER x STROKE (STD)	in. x in. x in. (mm x mm x mm)	4.1" x 2.4" x 28.8" (105 x 60 x 731)	4.5" x 2.8" x 30.5" (115 x 70 x 775)
ARM (1)			
BORE x ROD DIAMETER x STROKE (STD)	in. x in. x in. (mm x mm x mm)	3.3" x 2.2" x 33.7" (85 x 55 x 856)	3.9" x 2.6" x 34.1" (100 x 65 x 866)
BUCKET (1)			
BORE x ROD DIAMETER x STROKE (STD)	in. x in. x in. (mm x mm x mm)	3.1" x 2.0" x 23.6" (80 x 50 x 600)	3.5" x 2.4" x 27.2" (90 x 60 x 690)

The piston rods and cylinder bodies are made of high-strength steel. A shock absorbing mechanism is fitted in all cylinders to ensure shock-free operation and extend piston life.

Specifications

Bucket

DX63-3

				BOOM	9' 6" (2900 mm)	
				ARM	6' 3" (1900 mm)	
				TRACK TYPE	FIXED (RUBBER)	
				SHOE SIZE	15.7" (400 mm)	
				MOUNT	Pin-On	Quick Coupler
BUCKET TYPE	MODEL	CAPACITY ¹ yd ³ (m ³)	WIDTH in. (mm)	WEIGHT lb. (kg)		
HEAVY DUTY ^{2,3}	MX4HD012	0.08 (0.06)	12 (300)	198 (90)	A	A
	MX4HD16	0.12 (0.09)	16 (400)	234 (106)	A	A
	MX4HD18	0.14 (0.11)	18 (450)	249 (113)	A	A
	MX4HD20	0.16 (0.12)	20 (500)	272 (124)	A	A
	MX4HD24	0.20 (0.15)	24 (600)	311 (141)	A	A
	MX4HD30	0.26 (0.20)	30 (750)	357 (162)	B	C
	MX4HD36	0.32 (0.25)	36 (900)	403 (183)	C	C
DITCHING ⁴	8NSB-036	0.25 (0.19)	36 (900)	358 (162)	B	C
	8NSB-048	0.30 (0.23)	48 (1219)	370 (168)	B	C
	8NSB-060	0.38 (0.29)	60 (1524)	410 (186)	C	X

DX85R-3

				BOOM	11' 1" (3380 mm)	
				ARM	7' 5" (2250 mm)	
				TRACK TYPE	FIXED (RUBBER)	
				SHOE SIZE	17.7" (450 mm)	
				MOUNT	Pin-On	Quick Coupler
BUCKET TYPE	MODEL	CAPACITY ¹ yd ³ (m ³)	WIDTH in. (mm)	WEIGHT lb. (kg)		
HEAVY DUTY ^{2,3}	MX6HD012	0.13 (0.10)	12 (300)	359 (163)	A	A
	MX6HD016	0.19 (0.15)	16 (400)	401 (182)	A	A
	MX6HD018	0.23 (0.17)	18 (450)	431 (195)	A	A
	MX6HD024	0.33 (0.25)	24 (600)	502 (227)	A	B
	MX6HD030	0.43 (0.33)	30 (750)	564 (256)	C	C
	MX6HD036	0.53 (0.41)	36 (900)	637 (289)	C	X
	9NSB-036	0.25 (0.19)	36 (900)	358 (162)	A	A
DITCHING ⁴	9NSB-048	0.31 (0.23)	48 (1219)	460 (208)	A	A
	9NSB-060	0.38 (0.29)	60 (1524)	580 (262)	B	C
	8NSB-060	0.38 (0.29)	60 (1524)	410 (186)	C	X

- Capacity based on ISO 7451
- Equipped with Side Cutters
- Equipped with Bolt On Teeth
- Equipped with Bolt On Cutting Edge

Maximum Suitable Material Density

- A 3370 lb./yd³ (2000 kg/m³)
 B 2700 lb./yd³ (1600 kg/m³)
 C 1850 lb./yd³ (1100 kg/m³)
 X Not Recommended

Digging Force (ISO)

DX63-3

BUCKET (PCSA)	BUCKET SIZE (SAE)	0.24 yd ³ (0.18 m ³) STD
DIGGING FORCE	lbf.	9731
	kgf	4414
	kN	43
ARM	ARM SIZE	6' 3" (1900 mm) STD
DIGGING FORCE	lbf.	5765
	kgf	2615
	kN	26

DX85R-3

BUCKET (PCSA)	BUCKET SIZE (SAE)	0.37 yd ³ (0.28 m ³) STD
DIGGING FORCE	lbf.	14,509
	kgf	6581
	kN	65
ARM	ARM SIZE	7' 5" (2250 mm) STD
DIGGING FORCE	lbf.	8069
	kgf	3660
	kN	36

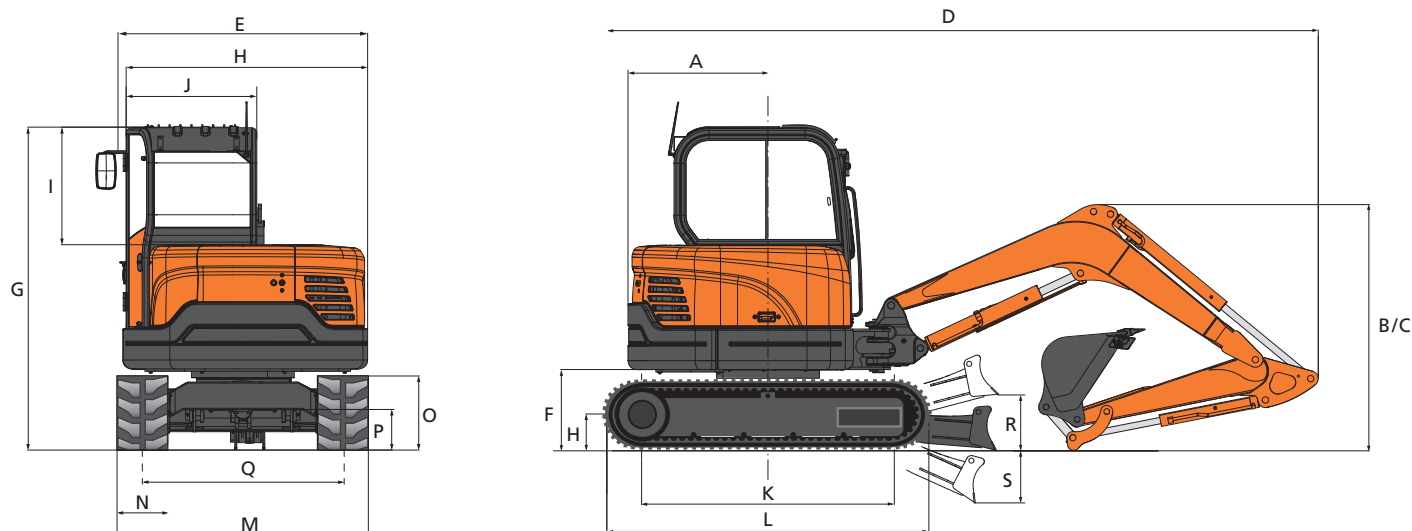
Standard/Optional Equipment

- Standard Equipment
- Optional Equipment
- N/A

	DX63-3	DX85R-3
ENGINE		
Emissions (EPA) Tier 4 Compliant	T4	T4
Diesel Particulate Filter (DPF)	•	•
Direct Fuel Injected	•	•
Fuel Filter with Water Separator	•	•
Coolant Recovery Tank	•	•
Dual Element Dry-Type Air Filter	•	•
Electronic Engine Control	•	•
Auto Preheat Cold Start Assist	•	•
Auto-Idle	•	•
Overheat & Low Oil Pressure Engine Protection	•	•
HYDRAULIC		
Variable Axial Piston Main Pump (Tandem)	•	•
Load Sensing Pump Control	•	•
Pilot Operated Control Valves	•	•
Gear Pilot Pump	•	—
Axial Piston Swing Motor	•	•
Spring Applied Hydraulic Release Brake	•	•
Axial Piston Travel Motor (High/Low, Auto)	•	•
Auxiliary Hydraulics, Two-Way	•	•
Adjustable Auxiliary Flow	•	•
Boom Lock Valve	•	•
CABIN		
Steel, All-Weather & Sound Suppressed	•	•
ROPS / TOPS	•	•
Front Window with Wiper/Washer	•	•
Tinted Safety Glass	•	•
Skylight	•	•
Visor, Front Window and Skylight	•	•
Pull Up Type Front Window	•	•
Sliding Side Door Windows	•	•
Lockable Doors	•	•
Seat - 2" (51 mm) Seat Belt - Adjustable Arm Rests - Adjustable Height & Recline	•	•
3" (76 mm) Seat Belt	■	■
Control Stands - Height Adjustable - Mounted to Seat Base	•	•
Storage for Operator's Manuals	•	•
Mirrors	•	•
Air Conditioner with Heater	•	•
Deluxe Color Instrumentation Panel	•	•
AM/FM Stereo with CD Player & MP3 Port	•	•
Speakers (2)	•	•
Emergency Breakout Tool	•	•
Power Socket, 12 V	•	•
Interior Light	•	•
Guard, FOGS	■	■

	DX63-3	DX85R-3
ELECTRICAL		
Alternator - 12V, 80 Amp	•	•
12V Battery, 900 CCA @ 0° F (-18° C)	•	•
Light: Cabin (1), Boom (2)	•	•
Rotating Beacon	■	■
Hour Meter	•	•
Engine Restart Prevention System	•	•
Laptop Service Port	•	•
Self-Diagnostics System	•	•
DISPLAY MONITOR & WARNINGS		
Buzzer - Engine Oil Pressure - Coolant Temperature	•	•
Instrumentation - Air Filter Restriction Indicator - Auto-Idle Indicator - Auxiliary Flow Mode Indicator - Clock - Day & Time - DPF Status Indicator - Engine Check Warning Light - Engine Oil Pressure Light with Audible Alarm - Engine Temperature Gauge with Audible Alarm - Fuel Gauge with Low Fuel Indicator - Hour Meter - Pre-Heat (Cold Start Assist) Indicator - Two Speed Travel Indicator Light	•	•
Travel Alarm	•	•
UNDERCARRIAGE		
Track Rollers, Upper (1 Each Side)	•	•
Track Rollers, Lower (5 Each Side)	•	•
Rubber Tracks - 450 mm	—	•
Rubber Tracks - 400 mm	•	—
Shoes, Grouser -450 mm (39 Each Side)	—	■
Shoes, Grouser - 400 mm (39 Each Side)	■	—
CONTROLS		
Joystick Controls -Two Hydraulic Joysticks Control Boom, Arm, Bucket & Slew Functions -Thumb Buttons Control Auxiliary Hydraulics & Boom Swing	•	•
Blade Control Lever	•	•
Pattern Control Change Valve (SAE, ISO)	•	•
Engine Speed Control Dial	•	•
Travel Pedals with Hand Levers	•	•
Switches, Console Mounted - Starter (Key) - Washer Switch - Work Light - Engine Speed Dial - DPF Regeneration - Audio Control Panel - Wiper Switch	•	•
OTHER		
Centralized Lubrication - Swing Pinion - Offset Cylinder - Swing Bearing	•	•
Dozer Blade	•	•
Manuals - Operations & Maintenance - AEM Safety Manual - Parts	•	•
Vandalism Protection - Lockable Panels - Lockable Fluid Fill Points	•	•

Dimensions



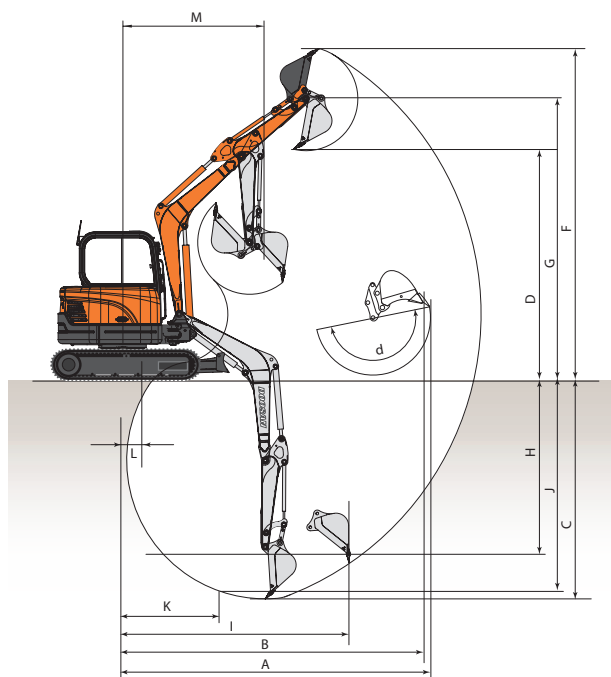
DX63-3

BOOM TYPE		ft.-in. (mm)	9' 6" (2900)
ARM TYPE		ft.-in. (mm)	6' 3" (1900)
BUCKET TYPE (SAE)		yd³ (m³)	0.24 (0.18)
TRACK TYPE			
TAIL SWING RADIUS	A	ft.-in. (mm)	4' 3" (1285)
SHIPPING HEIGHT (BOOM)	B	ft.-in. (mm)	7' 9" (2350)
SHIPPING HEIGHT (HOSE)	C	ft.-in. (mm)	7' 9" (2370)
SHIPPING LENGTH	D	ft.-in. (mm)	18' 8" (5685)
SHIPPING WIDTH	E	ft.-in. (mm)	6' 6" (1980)
COUNTERWEIGHT CLEARANCE	F	ft.-in. (mm)	2' 1" (635)
CABIN HEIGHT	G	ft.-in. (mm)	8' 4" (2550)
UPPER STRUCTURE WIDTH	H	ft.-in. (mm)	6' 4" (1920)
CABIN HEIGHT ABOVE HOUSE	I	ft.-in. (mm)	3' 1" (930)
CABIN WIDTH	J	ft.-in. (mm)	3' 5" (1030)
TUMBLER DISTANCE	K	ft.-in. (mm)	6' 6" (1990)
OVERALL TRACK LENGTH	L	ft.-in. (mm)	8' 2" (2500)
UNDERCARRIAGE WIDTH	M	ft.-in. (mm)	6' 6" (1980)
TRACK SHOE WIDTH	N	in. (mm)	15.7" (400)
TRACK HEIGHT	O	ft.-in. (mm)	1' 11" (590)
CAR BODY CLEARANCE	P	ft.-in. (mm)	2' 1" (635)
TRACK GAUGE	Q	ft.-in. (mm)	5' 2" (1580)
BLADE HEIGHT	R	ft.-in. (mm)	1' 4" (410)
MAXIMUM BLADE CUT, BELOW GROUND	S	ft.-in. (mm)	1' 5" (440)

DX85R-3

BOOM TYPE		ft.-in. (mm)	11' 1" (3380)
ARM TYPE		ft.-in. (mm)	7' 5" (2250)
BUCKET TYPE (SAE)		yd³ (m³)	0.37 (0.28)
TRACK TYPE			
TAIL SWING RADIUS	A	ft.-in. (mm)	4' 3" (1300)
SHIPPING HEIGHT (BOOM)	B	ft.-in. (mm)	7' 11" (2410)
SHIPPING HEIGHT (HOSE)	C	ft.-in. (mm)	8' 2" (2480)
SHIPPING LENGTH	D	ft.-in. (mm)	20' 7" (6265)
SHIPPING WIDTH	E	ft.-in. (mm)	7' 7" (2300)
COUNTERWEIGHT CLEARANCE	F	ft.-in. (mm)	2' 5" (735)
CABIN HEIGHT	G	ft.-in. (mm)	8' 8" (2640)
UPPER STRUCTURE WIDTH	H	ft.-in. (mm)	7' 5" (2265)
CABIN HEIGHT ABOVE HOUSE	I	ft.-in. (mm)	3' (925)
CABIN WIDTH	J	ft.-in. (mm)	3' 5" (1030)
TUMBLER DISTANCE	K	ft.-in. (mm)	7' 3" (2200)
OVERALL TRACK LENGTH	L	ft.-in. (mm)	9' 3" (2825)
UNDERCARRIAGE WIDTH	M	ft.-in. (mm)	7' 7" (2300)
TRACK SHOE WIDTH	N	in. (mm)	17.7" (450)
TRACK HEIGHT	O	ft.-in. (mm)	2' 2" (670)
CAR BODY CLEARANCE	P	ft.-in. (mm)	1' 2" (362)
TRACK GAUGE	Q	ft.-in. (mm)	6' 1" (1850)
BLADE HEIGHT	R	ft.-in. (mm)	1' 4" (408)
MAXIMUM BLADE CUT, BELOW GROUND	S	ft.-in. (mm)	1' (304)

Working Range





DX63-3

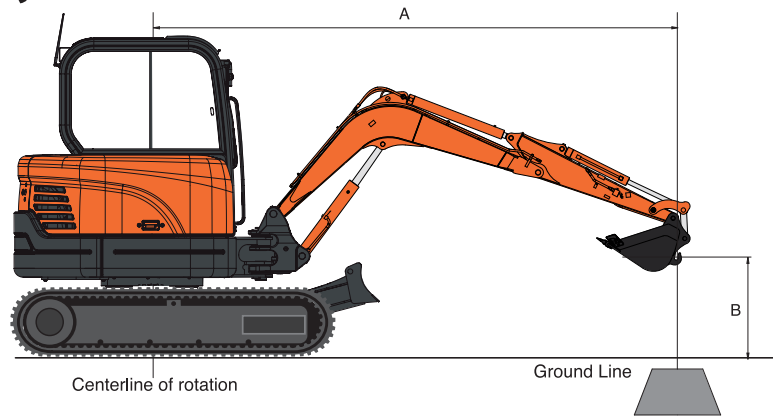
BOOM TYPE		ft.-in. (mm)	9' 6" (2900)
ARM TYPE		ft.-in. (mm)	6' 3" STD (1900)
BUCKET TYPE (SAE) PCSA		yd ³ (m ³)	0.24 yd ³ (0.18 m ³)
TRACK T YPE			RUBBER OR STEEL
MAX. DIGGING REACH	A	ft.-in. (mm)	20' 10" (6355)
MAX. DIGGING REACH (GROUND)	B	ft.-in. (mm)	20' 5" (6230)
MAX. DIGGING DEPTH	C	ft.-in. (mm)	13' 6" (4115)
MAX. LOADING HEIGHT	D	ft.-in. (mm)	14' (4260)
MAX. DIGGING HEIGHT	F	ft.-in. (mm)	19' 8" (6005)
MAX. BUCKET PIN HEIGHT	G	ft.-in. (mm)	16' 11" (5145)
MAX. VERTICAL WALL DEPTH	H	ft.-in. (mm)	11' 3" (3435)
MAX. RADIUS VERTICAL	I	ft.-in. (mm)	12' 8" (3850)
MAX. DEPTH TO 8' LINE	J	ft.-in. (mm)	12' 4" (3765)
MIN. RADIUS 8' LINE	K	ft.-in. (mm)	2' 12" (910)
MIN. DIGGING REACH	L	ft.-in. (mm)	-7" (-190)
MIN. SWING RADIUS	M		8' 1" (2475)
BOOM SWING - LEFT/RIGHT		°	70° / 50°

DX85R-3

BOOM TYPE		ft.-in. (mm)	11' 1" (3380)
ARM TYPE		ft.-in. (mm)	7' 5" STD (2250)
BUCKET TYPE (SAE) PCSA		yd ³ (m ³)	0.37 yd ³ (0.28 m ³)
TRACK T YPE			RUBBER OR STEEL
MAX. DIGGING REACH	A	ft.-in. (mm)	24' 5" (7430)
MAX. DIGGING REACH (GROUND)	B	ft.-in. (mm)	23' 11" (7295)
MAX. DIGGING DEPTH	C	ft.-in. (mm)	15' 6" (4725)
MAX. LOADING HEIGHT	D	ft.-in. (mm)	16' 5" (4995)
MAX. DIGGING HEIGHT	F	ft.-in. (mm)	22' 11" (6980)
MAX. BUCKET PIN HEIGHT	G	ft.-in. (mm)	19' 8" (6005)
MAX. VERTICAL WALL DEPTH	H	ft.-in. (mm)	12' 4" (3755)
MAX. RADIUS VERTICAL	I	ft.-in. (mm)	16' 1" (4905)
MAX. DEPTH TO 8' LINE	J	ft.-in. (mm)	14' 6" (4420)
MIN. RADIUS 8' LINE	K	ft.-in. (mm)	4' 10" (1480)
MIN. DIGGING REACH	L	ft.-in. (mm)	-2" (-55)
MIN. SWING RADIUS	M		8' 8" (2635)
BOOM SWING - LEFT/RIGHT		°	70° / 50°

Lifting Capacity

 Load Radius Over Front
 Load Radius Over Side



DX63-3









Machine Width: 6' 6" (1990 mm) RUBBER TRACK
Counterweight: 2059 lb. (934 kg)













Boom: 9' 6" (2900 mm)
Blade: Up

Arm: 6' 3" (1905 mm)
Unit: 1000 lb. (1000 kg)

Bucket: SAE 0.24 yd³ (0.18 m³)

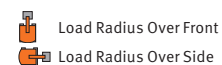
Track Width: 2' 4" (700 mm)

B (ft.) \ A (ft.)	5		10		15		MAX F	MAX S	REACH (ft.)
									A ft.
15							2.47*	2.07	Max. at (ft.) 13.72
10					2.14	1.80	1.68	1.40	Max. at (ft.) 17.22
5			3.84	3.11	2.03	1.69	1.45	1.21	Max. at (ft.) 18.45
0 (GROUND)			3.49	2.80	1.92	1.58	1.47	1.22	Max. at (ft.) 18.00
-5	6.71*	6.71*	3.45	2.76	1.90	1.56	1.79	1.48	Max. at (ft.) 15.68
-10							2.87*	2.87*	Max. at (ft.) 9.72

B (m) \ A (m)	1		2		3		4		5		MAX F	MAX S	REACH (m)
													A m
5											1.26*	1.17	Max. at (m) 3.65
4							1.14*	1.03			0.93	0.78	Max. at (m) 4.69
3							1.22	1.02	0.83	0.70	0.75	0.63	Max. at (m) 5.27
2					1.86	1.51	1.17	0.97	0.81	0.68	0.68	0.56	Max. at (m) 5.56
1					1.71	1.38	1.10	0.91	0.79	0.65	0.65	0.54	Max. at (m) 5.63
0 (GROUND)					1.62	1.30	1.06	0.87	0.76	0.63	0.67	0.55	Max. at (m) 5.49
-1	2.16*	2.16*	2.80*	2.45	1.60	1.28	1.04	0.85	0.76	0.63	0.74	0.61	Max. at (m) 5.10
-2	3.39*	3.39*	3.38	2.50	1.62	1.29	1.05	0.86			0.93	0.76	Max. at (m) 4.39
-3			2.47*	2.47*	1.41*	1.37					1.33*	1.33*	Max. at (m) 3.05

- Load point is the end of the arm.
- Capacities marked with an asterisk (*) are limited by hydraulic capacities.
- Lift capacities shown do not exceed 75% of minimum tipping loads or 87% of hydraulic capacities.
- The least stable position is over the side.
- The total mass of machine includes the mass of the boom, arm, counterweight, all operating fluids and a 75 kg operator.
- Lift capacities are in compliance with ISO 10567.

Lifting Capacity



DX85R-3

Machine Width: 7' 7" (2300 mm) RUBBER TRACK
Counterweight: 2915 lb. (1322 kg)

Boom: 11' 1" (3380 mm)
Blade: Up

Arm: ' 5" (2250 mm)
Unit: 1000 lb. (1000 kg)

Bucket: SAE 0.37 yd³ (0.28 m³)

Track Width: 17.7" (450 mm)

B (ft.) \ A (ft.)	5		10		15		20	20	MAX F	MAX S	REACH (ft.)
											A ft.
15					3.38*	3.35			3.06	2.49	Max. at (ft.) 17.61
10					3.79*	3.23	2.42	1.96	2.38	1.93	Max. at (ft.) 20.17
5			7.00	5.44	3.70	2.97	2.35	1.89	2.16	1.73	Max. at (ft.) 21.06
0 (GROUND)			6.39	4.89	3.46	2.74	2.27	1.81	2.18	1.74	Max. at (ft.) 20.52
-5	8.13*	8.13*	6.32	4.82	3.38	2.67			2.55	2.03	Max. at (ft.) 18.40
-10	14.31*	14.31*	6.25*	5.02					3.68*	3.15	Max. at (ft.) 13.80

B (m) \ A (m)	2		3		4		5		6		MAX F	MAX S	REACH (m)
													A m
6											1.83 *	1.83 *	Max. at (m) 3.81
5							1.51*	1.28			1.48*	1.27	Max. at (m) 5.02
4							1.57*	1.29			1.23	1.00	Max. at (m) 5.73
3					1.80*	1.80*	1.55	1.26	1.13	0.92	1.08	0.87	Max. at (m) 6.17
2			3.18*	2.67	2.13	1.71	1.49	1.21	1.11	0.89	1.00	0.80	Max. at (m) 6.38
1			3.12	2.40	2.00	1.59	1.43	1.14	1.08	0.86	0.97	0.78	Max. at (m) 6.41
0 (GROUND)			2.98	2.27	1.91	1.50	1.38	1.10	1.05	0.84	0.99	0.79	Max. at (m) 6.26
-1	3.34*	3.34*	2.94	2.24	1.87	1.46	1.35	1.07			1.07	0.86	Max. at (m) 5.90
-2	5.15*	4.61	2.96	2.26	1.87	1.47	1.36	1.08			1.26	1.01	Max. at (m) 5.28
-3	4.62*	4.62*	2.96*	2.33	1.93	1.52					1.68*	1.40	Max. at (m) 4.27



DOOSAN STRONG



Printed on 10%
recycled paper

1.877.745.7814
DoosanEquipment.com/EX

Doosan® and the Doosan logo are registered trademarks of Doosan Corp. in the United States and various other countries around the world.
©2018 Doosan Infracore North America, LLC. All rights reserved.

DOOSAN®